Week 7 Packet

Day 1: TIme student for one minute on "Cold Read 1." Then practice cold read by reading 3 times through. Practice spelling words: puzzle, tennis, kiss, kisses, kitten, stiff, simple, nurse, riddle, rifle. Do Language Arts Worksheets for "Day 1"

Day 2: Do Math Worksheets. Practice subtraction flashcards.

Day 3: TIme student for one minute on "Cold Read 2." Then practice cold read by reading 3 times through. Practice spelling words: puzzle, tennis, kiss, kisses, kitten, stiff, simple, nurse, riddle, rifle. Do Language Arts Worksheets for "Day 2"

Day 4: Do Math Worksheets. Practice subtraction flashcards.

Day 5: Specials (Art, PE, Computers, Library)

The goal is to work for 1 hour a day. Students may use this time to utilize Istation Reading and Math.

Enrichment

Language Arts: Use Lego's and build a scene. Make a 4 Square (paper folded into fourths put "setting," "characters," "problem," and "solution"). Have your child make up a story and write it using the Lego's to help with creativity

Math: Create flashcards with multiplication facts for 8.
(ex: 1x8, 2x8, 3x8 etc)

Name _____ Date _____

Cold Read
Day 1

Mae Jemison's Dream

As a young girl, Mae Jemison loved to read books about 11
science and space. She dreamed about how much fun it might be 23
to fly into space. Mae didn't know yet that one day she would 36
really achieve that feat! 40

In 1969, when Mae was twelve, a wonderful thing happened. 50
Two U.S. astronauts landed on the moon. They were the 60
first people ever to reach the moon and walk on it. Mae was 73
extremely excited about the moonwalk. She read and reread all 83
about it. 85

In 1982, Mae went to work as a doctor in West Africa. She 98
wanted to help poor people there. Mae worked in West Africa for 110
more than two years. She then returned to the United States to 122
work as a doctor here. All the time, Mae never lost her interest in 136
space. She dreamed of flying someday. 142

In 1987, Mae was invited to train at NASA! She was thrilled 154
to be asked, but she knew the hard part was yet to come. 167

For the next five years, Mae trained for her space trip. In 179
1992, the big day came at last! Mae was part of a crew of seven. 194
Thousands of spectators stood and cheered as the space shuttle 204
Endeavor soared into space. Mae's dream had finally come true! 214

© Houghton Mifflin Harcourt Publishing Company. All rights reserved.

Name _____ Date _____

Answer the questions. You may reread parts of the passage to help you.

1 How does Mae Jemison react to the news that astronauts have landed on the moon?

Ⓐ She reads and rereads all about it.

Ⓑ She goes into space as part of a crew.

Ⓒ She becomes a doctor in West Africa.

Ⓓ She forgets her dreams of space travel.

2 What is the meaning of *thrilled* as used below?

Mae was thrilled to be asked, but she knew the hard part was yet to come.

Ⓕ excited

Ⓖ nervous

Ⓗ shaken

Ⓘ uneasy

3 What is the MOST LIKELY reason the author wrote "Mae Jemison's Dream"?

Ⓐ to describe the steps to becoming an astronaut

Ⓑ to show that with hard work, dreams come true

Ⓒ to explain what life is like as an African doctor

Ⓓ to teach the history of NASA's famous voyages

4 What is Mae Jemison like? Give examples from the passage. Write your response on another sheet of paper.

© Houghton Mifflin Harcourt Publishing Company. All rights reserved.

LA Day 1

Name: _____ Date: _____

Subject-Verb Agreement

A verb should go with the naming part of the sentence.

I	YOU	HE	SHE	IT	WE	THEY
throw		*throws*			*throw*	

Direction: Find the correct verb for the sentence and fill in the circle.

He _____ a red ball.	○ throw ○ throws
A monkey _____ a beach ball.	○ throw ○ throws
I _____ a big ball.	○ throw ○ throws
Jane _____ a yellow ball.	○ throw ○ throws
Chris and Jay _____ a baseball.	○ throw ○ throws
Dad and I _____ a green ball.	○ throw ○ throws

© Tiny Teaching Shack

Three-Digit Addition and Subtraction

with Franco and Julia

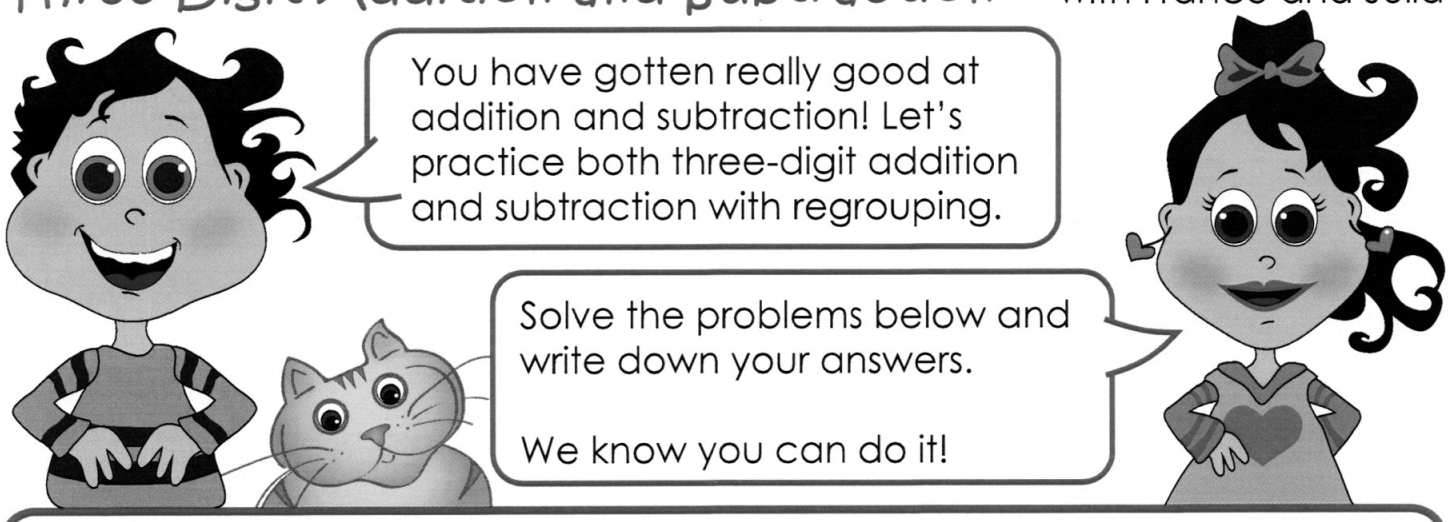

293 +361	184 +212	454 +361	193 +195	375 +332	665 +273
963 - 217	798 - 345	645 -218	721 - 414	647 - 373	781 - 669
489 +340	242 +281	688 +150	421 +333	553 +396	150 +438
804 - 113	590 - 360	476 - 263	421 - 111	384 -170	926 - 717
183 +854	277 +216	687 +159	953 +174	316 +805	767 +393

© 2007 - 2020 Education.com

Name Date

3 DIGIT SUBTRACTION SHEET 1

1) 382 − 145	2) 428 − 134	3) 505 − 165	4) 356 − 129
5) 427 − 344	6) 358 − 126	7) 625 − 133	8) 357 − 326
9) 253 − 129	10) 438 − 217	11) 326 − 108	12) 352 − 236
13) 163 − 118	14) 528 − 66	15) 486 − 57	16) 355 − 229
17) 608 − 172	18) 379 − 118	19) 349 − 156	20) 557 − 248

Remember to subtract the ones first, then the tens and then the hundreds.
Shade the biggest answer green and the smallest answer yellow.

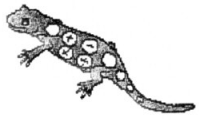

Name Date

3 DIGIT SUBTRACTION REGROUPING TENS SHEET 1

1) 317 − 155	2) 726 − 372	3) 836 − 556	4) 607 − 215
5) 735 − 261	6) 948 − 275	7) 705 − 322	8) 836 − 673
9) 918 − 43	10) 757 − 485	11) 424 − 270	12) 605 − 245
13) 527 − 386	14) 676 − 93	15) 849 − 572	16) 227 − 63
17) 367 − 281	18) 926 − 565	19) 835 − 72	20) 638 − 362
21) 605 − 524	22) 736 − 86	23) 539 − 86	24) 947 − 695

Name Date

BAR GRAPHS SHEET 2D - TRAVEL TO SCHOOL SURVEY

This is how a group of children travelled to school one morning.

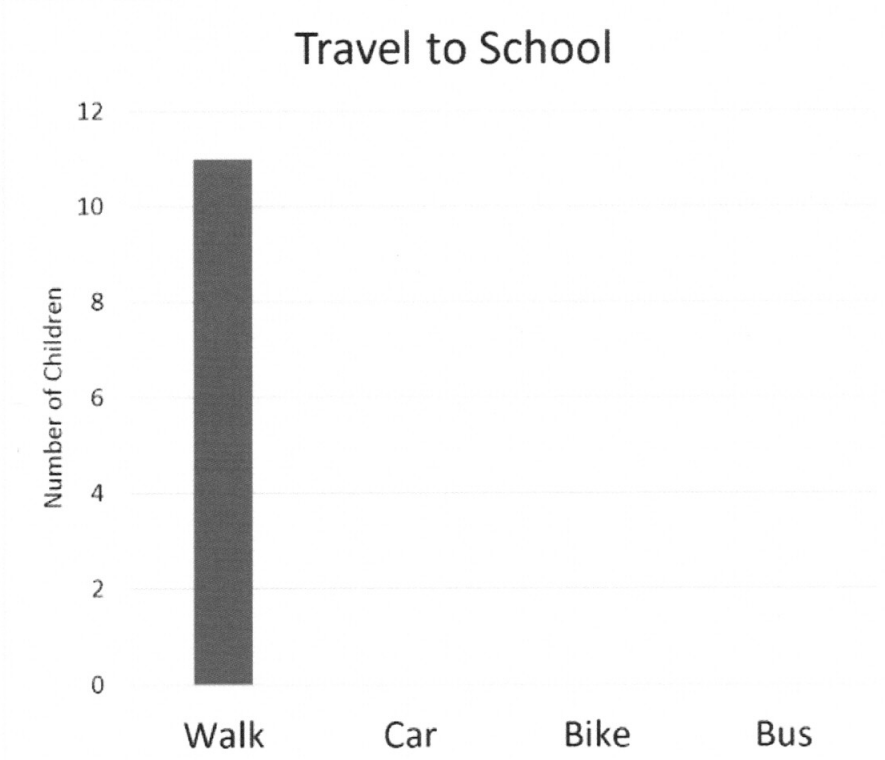

Transport	Children
Walk	11
Car	10
Bike	7
Bus	4

1) Use the table to complete the bars on the graph.

2) How did most children get to school that day? _____

3) How many more children came by car than by bike? _____

4) How many children either walked or came by bike? _____

5) How many children came in the car or in the bus? _____

6) How might the data be different if it was a rainy day?

_____

7) How many children were in the class that day? _____

Name _____ Date _____

Cold Read
Day 2

The Vikings

Do you know about Vikings? Vikings lived 1,000 years ago in Denmark, Norway, and Sweden. They lived by the sea far in the north where it is very cold in the winter.

The Vikings were powerful warriors. They conquered many parts of the world. They captured land in England, France, Spain, and Italy. They also went on to Russia, Iceland, Greenland, and even North America.

How did they reach these far-away places? The Vikings knew how to build strong ships. They launched many ships, and their fleet did not just crawl along. It sailed and drifted fast on the open seas.

How did the Vikings build such good ships? Today, we don't have to wonder. Some of their old ships have been found in the earth. In the 1960s, five Viking ships were found buried in Denmark. Later, nine more ships were found there. Scientists estimated that the ships were 1,000 years old!

Scientists studied the ships and the way they were built. This teaches us much about the Viking way of life. People realized something else, too. Viking ships could be reproduced so that people would see what a Viking voyage was like. Would you have liked to sail the high seas with the Vikings?

© Houghton Mifflin Harcourt Publishing Company. All rights reserved.

Name _____ Date _____

Answer the questions. You may reread parts of the passage to help you.

1 Which of the following is a place where the Vikings captured land?

Ⓐ England
Ⓑ Sweden
Ⓒ Denmark
Ⓓ South America

2 What is the meaning of the world *crawl* as used in the sentence below?

They launched many ships, and their fleet did not just crawl along.

Ⓕ move on all fours
Ⓖ move at a slow speed
Ⓗ move at a rapid speed
Ⓘ move calmly and steadily

3 What reason does the author give to support the idea that the Vikings were powerful warriors?

Ⓐ They reached many far-away places.
Ⓑ They lived by the sea far in the north.
Ⓒ They knew how to build strong ships.
Ⓓ They conquered many parts of the world.

4 What are three things scientists have learned from finding the buried Viking ships? Support your answer with examples from the passage. Write your response on another sheet of paper.

© Houghton Mifflin Harcourt Publishing Company. All rights reserved.

LA Day 2

Name: _____ Date: _____

Subject-Verb Agreement
DO or DOES

A verb should go with the naming part of the sentence.

I	YOU	HE	SHE	IT	WE	THEY
do		does			do	

Direction:
Fill in the blanks with the correct be verb (do, does).

1. He _____ not want to draw or paint.
2. Why _____ they always go there?
3. John _____ not like to eat broccoli.
4. _____ he play the piano?
5. Helen and I _____ not like carrots.
6. _____ Ping cook with her mom?
7. _____ they swim very fast?
8. Some plants _____ not need water every day.
9. _____ the Earth rotate around the sun?
10. _____ you have to ask your sister?

© Tiny Teaching Shack

Name Date

3 DIGIT SUBTRACTION REGROUPING TENS & ONES SHEET 1

1) 517 − 259	2) 643 − 177	3) 834 − 556	4) 501 − 215
5) 427 − 268	6) 831 − 275	7) 600 − 329	8) 732 − 73
9) 915 − 59	10) 652 − 485	11) 524 − 276	12) 733 − 245
13) 805 − 386	14) 542 − 88	15) 364 − 177	16) 452 − 63
17) 964 − 588	18) 630 − 565	19) 423 − 75	20) 554 − 369
21) 703 − 527	22) 624 − 86	23) 535 − 378	24) 816 − 299

Name _____ Day 3

Find the difference.

a. 10 - 4 = _____

b. 9 - 6 = _____

c. 5 - 3 = _____

d. 8 - 2 = _____

e. 6 - 5 = _____

Finish the pattern.

a. 70, 75, 80, _____, _____

b. 34, 44, 54, _____, _____

c. 40, 42, 44, _____, _____

d. 50, 55, 60, _____, _____

e. 59, 69, 79, _____, _____

Write the time.

_____

Circle the set of words that rhyme.

man-train

shook-took

robe-book

Circle the nouns.

book skip

swim

paper school

teacher

Complete the fact family.

_____ + _____ = _____

_____ + _____ = _____

_____ - _____ = _____

_____ - _____ = _____

Put the words in ABC order.

pencil purple paper

1. _____

2. _____

3. _____

Correct the sentence below using proofreading marks. Rewrite it correctly on the line.

thay ar going to the parc

_____

Two-Digit Addition (A)

14 + 32 =	21 + 26 =	47 + 12 =
24 + 15 =	53 + 21 =	31 + 32 =
45 + 52 =	23 + 56 =	44 + 24 =
34 + 14 =	35 + 63 =	11 + 25 =
44 + 44 =	31 + 41 =	45 + 52 =
41 + 46 =	11 + 71 =	52 + 26 =
38 + 61 =	41 + 55 =	47 + 31 =
34 + 22 =	84 + 11 =	41 + 56 =
42 + 23 =	14 + 42 =	51 + 16 =
32 + 25 =	33 + 31 =	32 + 66 =
54 + 25 =	13 + 75 =	35 + 42 =

Free Math Worksheets at http://www.math-drills.com

Name: _____

Identifying the Name of Shapes

Directions: Choose the correct name for each shape below.

1.

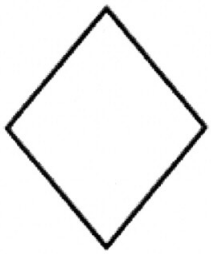

- ○ square
- ○ rhombus
- ○ rectangle

2.



- ○ square
- ○ rectangle
- ○ cube

3.

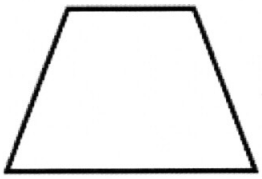

- ○ trapezoid
- ○ rhombus
- ○ rectangle

4.



- ○ circle
- ○ cube
- ○ rectangle

5.

- ○ pentagon
- ○ hexagon
- ○ square

6.

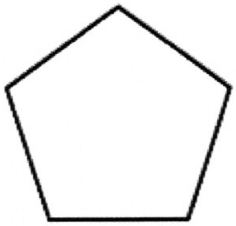

- ○ octagon
- ○ rhombus
- ○ pentagon

7.

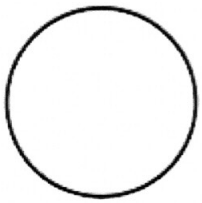

- ○ square
- ○ circle
- ○ cylinder

8.

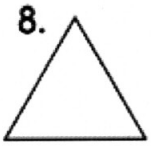

- ○ cone
- ○ triangle
- ○ cube

9.

- ○ cone
- ○ triangle
- ○ cube

10.

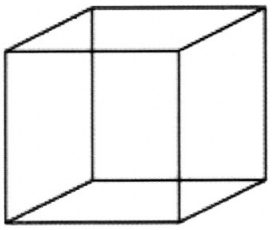

- ○ square
- ○ cube
- ○ trapezoid

Name Date

BAR GRAPHS SHEET 2C - FRUIT SURVEY

The children in Salamander Class had a vote on their tastiest fruit.

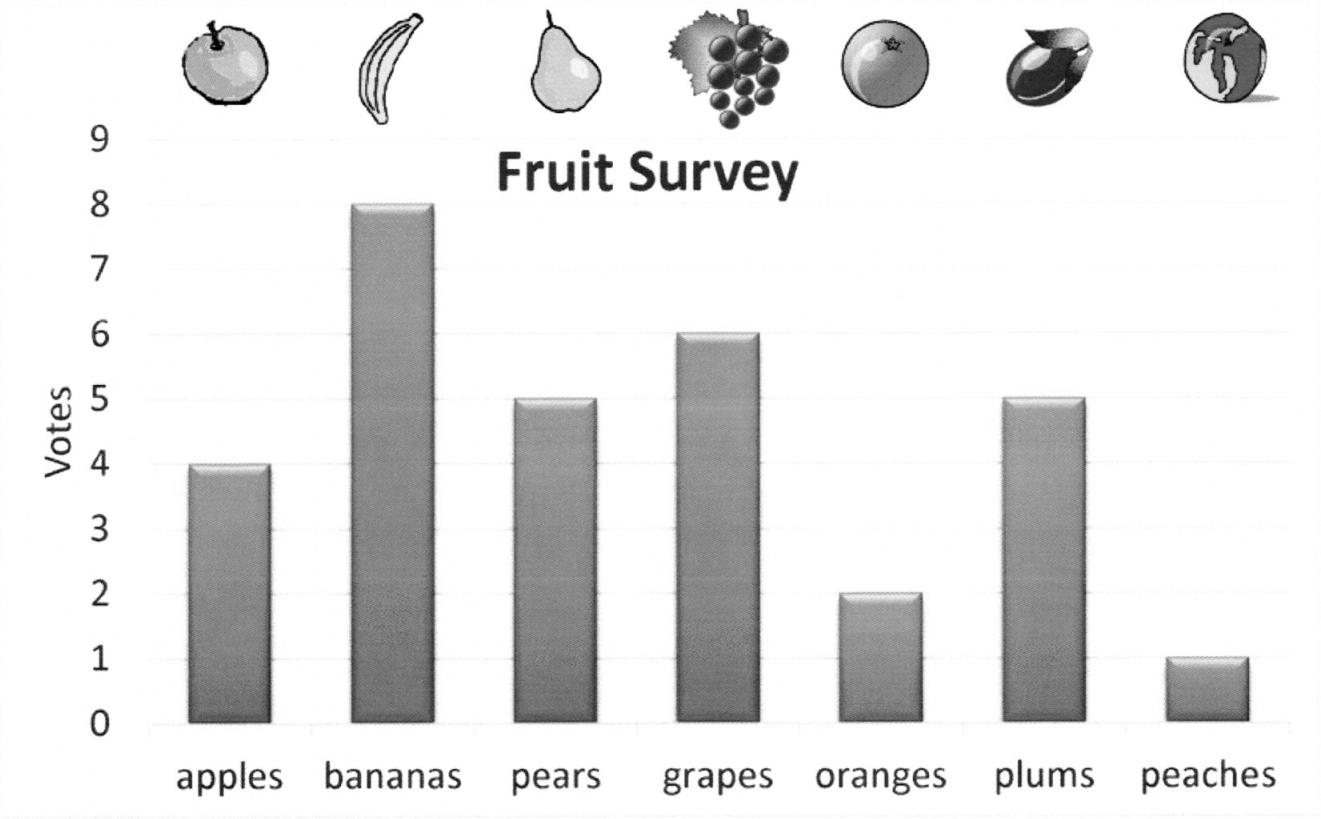

1) Which fruit got the most votes? _____

2) How many more votes did plums get than peaches? _____

3) How many more votes did grapes get than oranges? _____

4) How many less votes did pears get than bananas? _____

5) 'Bananas got twice as many votes as apples'. Is this true? _____

6) 'Grapes got twice as many votes as oranges'. Is this true? _____

7) How many children votes for bananas or apples? _____

Name: _____ **Date:** _____

Identify Parts of a Book

1. Color the book's spine purple.

2. Write a book title on the cover. Use a library book if you need help.

3. Under the title, write By: and then write your name. List yourself or a friend as the illustrator.

4. Color the book's pages green.

5. Illustrate the front cover.



©ElementaryLibrarian.com

Color Walk

Take a walk outside and observe all the things around you. Look for things on your walk to represent each color. Illustrate each item you find in the corresponding box.



©2015 Buggy and Buddy http://buggyandbuddy.com Clip Art: Scrappin Doodles http://www.scrappindoodles.com